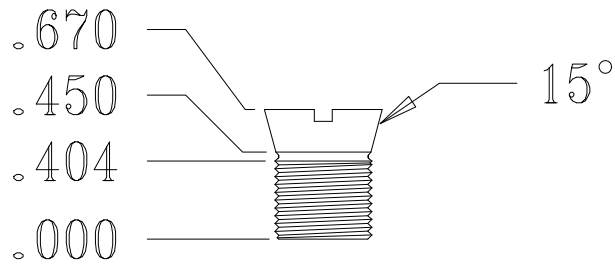
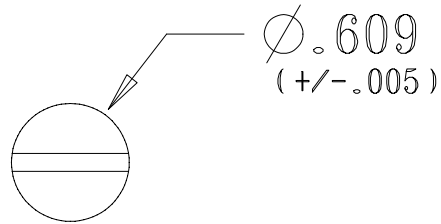


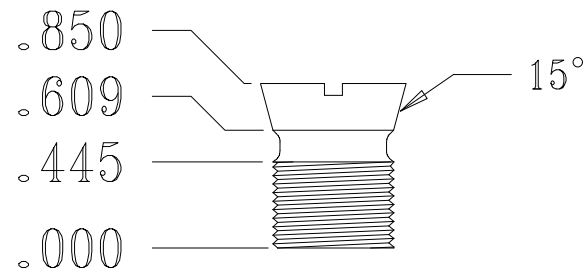
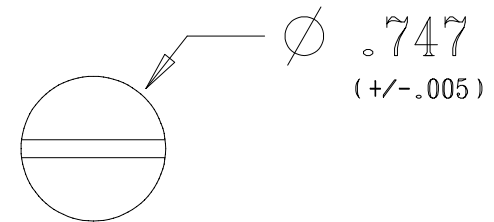
MOLD PLUGS FOR THE  $\varnothing$  7/16 AND  $\varnothing$  5/16 SCREW-IN PINS AND BUSHINGS

PL-001



1/2-20 THREAD

PL-006



5/8-18 THREAD

.093 WIDE X .060 DEEP GROOVE (TYP.)  
(SCREWDRIVER SLOT FOR INSERTING AND REMOVAL)

6061 ALUMINUM

11/26/08

**DAN**



**TOOL & MANUFACTURING CO.**